

Substitutes and Props

December 5,
2018

Mia



Substitutes

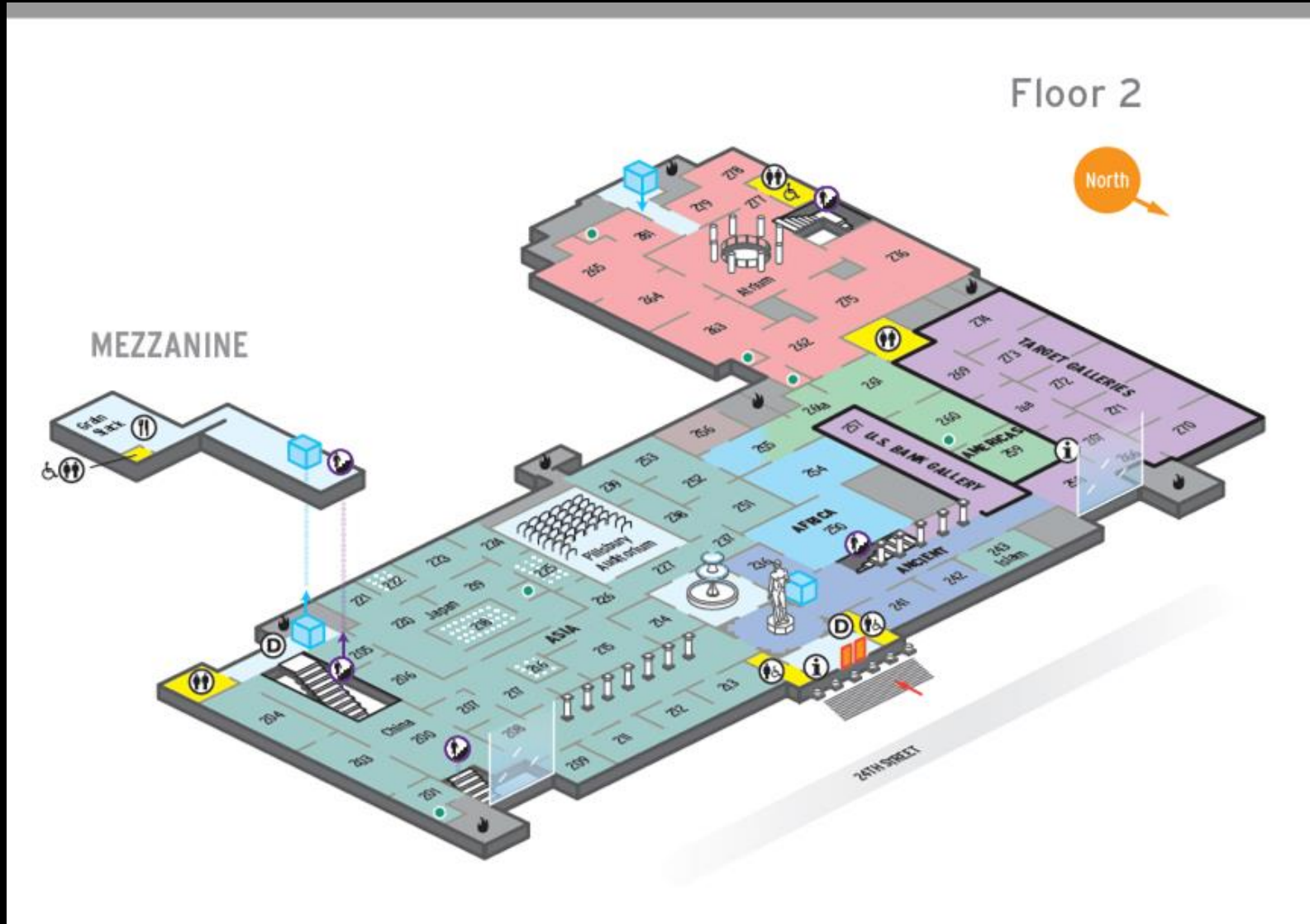
Choosing substitutes is an opportunity to widen the students' knowledge of the theme and the artwork on display at Mia.

All the sets require you to select one or two substitutes for your tour.




The importance
of routes!

Be prepared to find a substitute that fits best
within your assigned route.



Choosing Substitutes worksheet

Take a moment to share the substitutes you chose for Route 1 of FFC and Route 4 of FFC. What was most challenging?




The AAG themes:

- Amazing Animals
- American Stories
- Artists' Inspirations
- Cultural Reflections in Art
- Dressed for the Occasion
- Family, Friends, and Communities
- How People Lived
- Let's Celebrate Life
- People and Their Environments
- Sources of Strength

Let the theme guide you in choosing an object. Remember the themes are broad and objects could be interpreted in different ways!


Ka Zoua Lee, Village Story Blanket, c. 1980



The AAG themes:

- Amazing Animals
- American Stories
- Artists' Inspirations
- Cultural Reflections in Art
- Dressed for the Occasion
- Family, Friends, and Communities
- How People Lived
- Let's Celebrate Life
- People and Their Environments
- Sources of Strength

Ka Zoua Lee, *Village Story Blanket*, c. 1980




Consider possible connections to object off view.



If possible, choose an object that connects in some way (medium, material, artist) to the object off view.



Consider if the substitute has good visibility and is appropriate for kids.



Consider if the substitute has good visibility and is appropriate for kids.



Remember the period rooms!

What themes might work with the Wu Family Reception Hall? The Japanese Tea House?

The AAG themes:

- Amazing Animals
- American Stories
- Artists' Inspirations
- Cultural Reflections in Art
- Dressed for the Occasion
- Family, Friends, and Communities
- How People Lived
- Let's Celebrate Life
- People and Their Environments
- Sources of Strength



Remember the power of VTS!

The AAG themes:

- Amazing Animals
- American Stories
- Artists' Inspirations
- Cultural Reflections in Art
- Dressed for the Occasion
- Family, Friends, and Communities
- How People Lived
- Let's Celebrate Life
- People and Their Environments
- Sources of Strength

If you choose a narrative work, remember your VTS: What's going on in this picture? What do you see that makes you say that? What more can we find?



Research resources

- Artsmia.org (especially ArtStories)
- IPE website (<https://ipevolunteers.org>)
- The Mia Library
- Good online sources
- Each other!



<https://artstories.artsmia.org/#/o/19404>

Questions?

What questions do you still have about the process of choosing substitutes?



Props

What are the benefits of using props?



Creating more context...

https://www.youtube.com/watch?time_continue=1842&v=ULU3MeqIIw



Props

What are the challenges of using props?



Props

Using an iPad or tablet: Practice, practice, practice!



Tips: Avoid making it the focal point of the discussion. If showing video content, keep it short (30 to 60 seconds).

Use the galleries to also add context, if an object is close to your original work...Blue Hmong, *Ceremonial skirt*, 1950-1982

Props



Props

What might be good props to use for these objects?

