

Minneapolis Institute of Art

Tour Preparation: Adult Guides September 23, 2021

Mia



Jules Chéret; Printer: Imprimerie Chaix, Montagnes Russes (Russian Mountains), 1889, Color lithograph on cream paper, 2010.107.2

Learning Team

- Debra Hegstrom, Senior Educator
- Sheila McGuire, Head of Student and Teacher Learning
- Amanda McMahon, Student and Teacher Learning Coordinator
- Paula Warn, Tour Coordinator
- Kara ZumBahlen, Associate Educator

Agenda

- Cross Currents tours
- Public tour of the month
- Book tours
- Preparing for return to in-gallery tours: tour contact, lead guide, routing
- Themed tours: developing broad themes for assigned topics (work in small groups)
- Mia Buddies: contacts and topics
- Q & A

Why Cross Currents?

- The multiple public tours we offered on weekends were poorly attended.
- Weekend guides were not receiving enough tour opportunities.
- This tour gives visitors agency in selecting stops and the time they wish to dedicate to a guided experience. The majority of visitors on weekends are multigenerational (family) groups.



Cross Currents tours

- Broad themes (examples)
 - Gather and Celebrate
 - Encounter and Exchange
 - Come to Your Senses

Why might this type of tour work so well at Mia?



Cross Currents tours

- You are stationed in the galleries and visitors come to you!
 - 5 to 8 guides on Saturday or Sunday (11:30 to 1:30 was the previous time slot, for two credits.)



Cross Currents: Gather and Celebrate

The screenshot shows a Google Sheets spreadsheet with the following content:

- Header Row 1:** Cross Currents Tours
- Header Row 2:** November 17, 2019
- Header Row 3:** Theme: Gather and Celebrate
- Table Headers (Row 5):** GUIDE, OBJECT, PROPS, GALLERY
- Table Data (Rows 7-13):**

GUIDE	OBJECT	PROPS	GALLERY
Rebecca Haddad			TBD
Gail Wong	Japanese Tea House		G225
Connie Falvey	Americas, Transformation Mask and Rattle		G261
Linda Verbeck	Americas, Mississippian?		G260
Beverly Cottman	African Egungun Mask		G375
James Eastman	Photography, Graciela Iturbide		G364
Margo Squire	Lucille Corcos, Macy's Parade		G361

A Cross Currents map is given to interested visitors at the Info Bar. Guides also have extra maps with them, to give visitors.

Minneapolis Institute of Art



Mia 2nd Floor

Cross Currents Tour

Sunday, October 20, 2019, 11AM-1PM
Cross Currents is a self-directed gallery quest to find six different museum guide-facilitated stops. A Cross Currents tour map will take you through the galleries to explore cultural connections at your own pace.



Asia:
Kondo Takahiro
Reduction I
Gallery 200



Asia: China
Studio of Gratifying
Discourse
Gallery 216



Americas:
Allan Houser
Rendezvous
Gallery 261

Share your art adventures! #artsmia



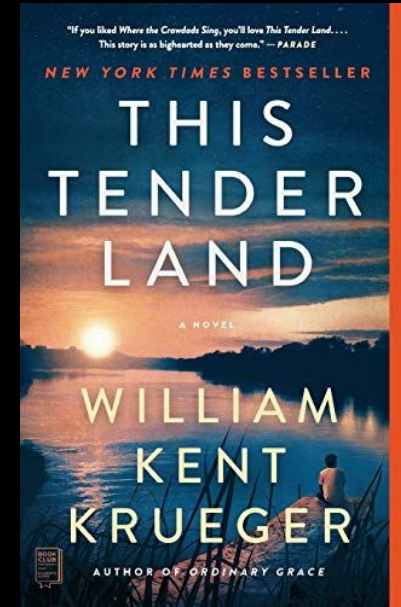
Share-out from experiences giving Cross Currents tours (2 to 3)

Public Tour of the Month

- **Current Conversations**
 - Timely topics that engage visitors in conversation
 - Dates and times (virtual): first Thursday at 1pm, second Saturday at 1pm
- **Topics we have given (examples; most have tour descriptions)**
 - Snow Days (January)
 - Celebration of African American Art History (February)
 - Women and Art (March)
 - Points of View (May)
 - Pride (June)
 - State Fair-ish (August)
 - The Land We're On: Native Peoples of Minnesota (October)
 - Winter Solstice Stories (December)

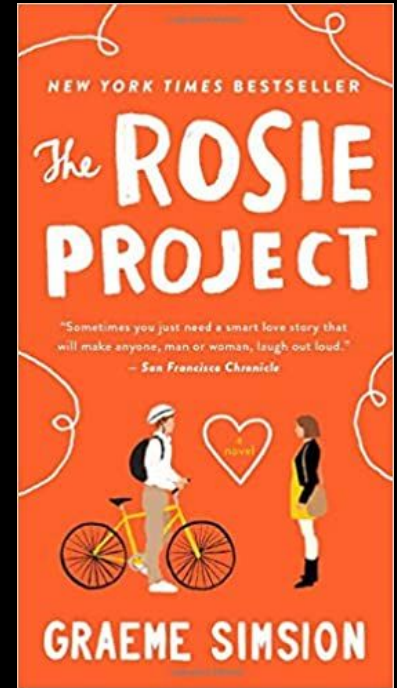
Public Book Tours

- Lively discussions of artworks related to popular books
Dates and times (virtual): third Tuesday at 1pm, fourth Thursday at 6:30pm
- Current Titles
 - September - *A Woman of No Importance: The Untold Story of the American Spy Who Helped Win World War II* by Sonia Purnell
 - October - *This Tender Land* by William Kent Krueger
 - November - *Braiding Sweetgrass, Indigenous Wisdom, Scientific Knowledge and the Teachings of Plants* by Robin Wall Kimmerer
 - December - *The Dutch House* by Ann Patchett



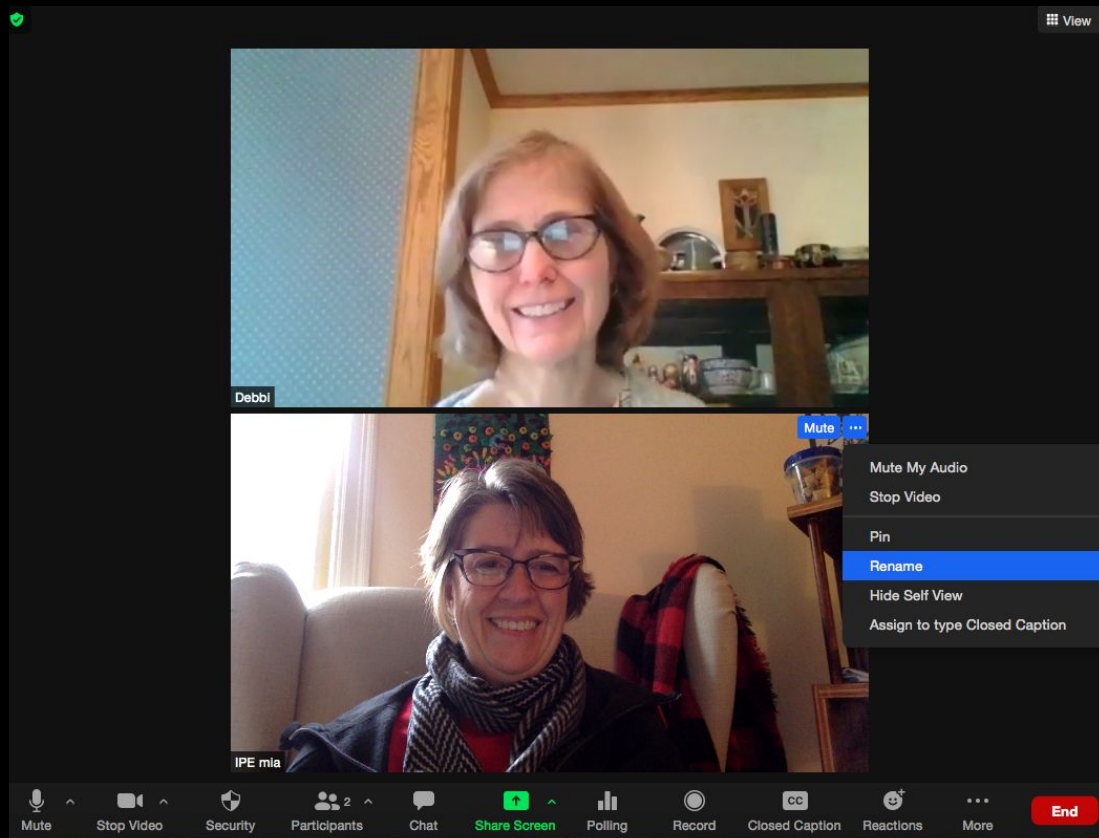
Public Book Tours

- Sign up/Assignments
 - Email sent to solicit your interest in particular titles
 - Chart for possible assignments made from this list
- Upcoming titles
 - January - *Dear America, Notes of an Undocumented Citizen* by Jose Antonio Vargas
 - February - *The Rosie Project* by Graeme Simsion
 - March - *The Immortalists* by Chloe Benjamin
 - April - *The Book Thief* by Markus Zusak
 - May - *The Vanishing Half* by Britt Bennett
 - June - *The King at the Edge of the World* by Arthur Phillips



Virtual adult tours
take place on Zoom

On virtual adult tours,
you decide who
shares your slides.



Virtual adult tours: share your experiences of giving a tour (2 to 3 share-outs)

- A highlight?
- A challenge?

Virtual adult tours resume January through March

In-person themed private tours

- Requests
 - Requester fills out form from the website (available in November)
 - Topics offered are listed on the form
 - Some groups come regularly (request 4+ times a year)
- Assignments based on your tour day
- Lead guide responsibilities (2-4 groups)
- Routes (2-4 groups)

In-person private adult tours: Lead guide responsibilities

- Reach out to the tour contact to confirm the tour details.
- Reach out to the other guides assigned in a timely manner. (within 7-10 days of the tour)
 - Communicate information you receive from the contact regarding accommodations needed or special requests (e.g., “We’d like to see XYZ artwork.”)
- Communicate starting places for each guide

Guide responsibilities

- If you are not lead guide, you are responsible for connecting with or responding to the lead to communicate about the tour in a timely manner.
- Always confirm receipt of an email notice or voice mail.
- All guides are responsible for checking the galleries for changes and referring to the weekly schedule for tours and events taking place in the museum.

Stretch Break (5 minutes)

Utagawa Hiroshige; Publisher: Tsutaya Kichizō, Japan, 1797–1858, "Shadow Figures of a Lantern and a Hawk", 1842, Woodblock print (nishiki-e); ink and color on paper, 96.146.204



Themed tour routes:

Museum-wide/Highlights tours: Lead guide assigns different starting points, giving floor and direction in which tour proceeds

Specific collections tours: Lead guide assigns starting point and rotation within that collection

Floor 2

2-East to 2-West,
then

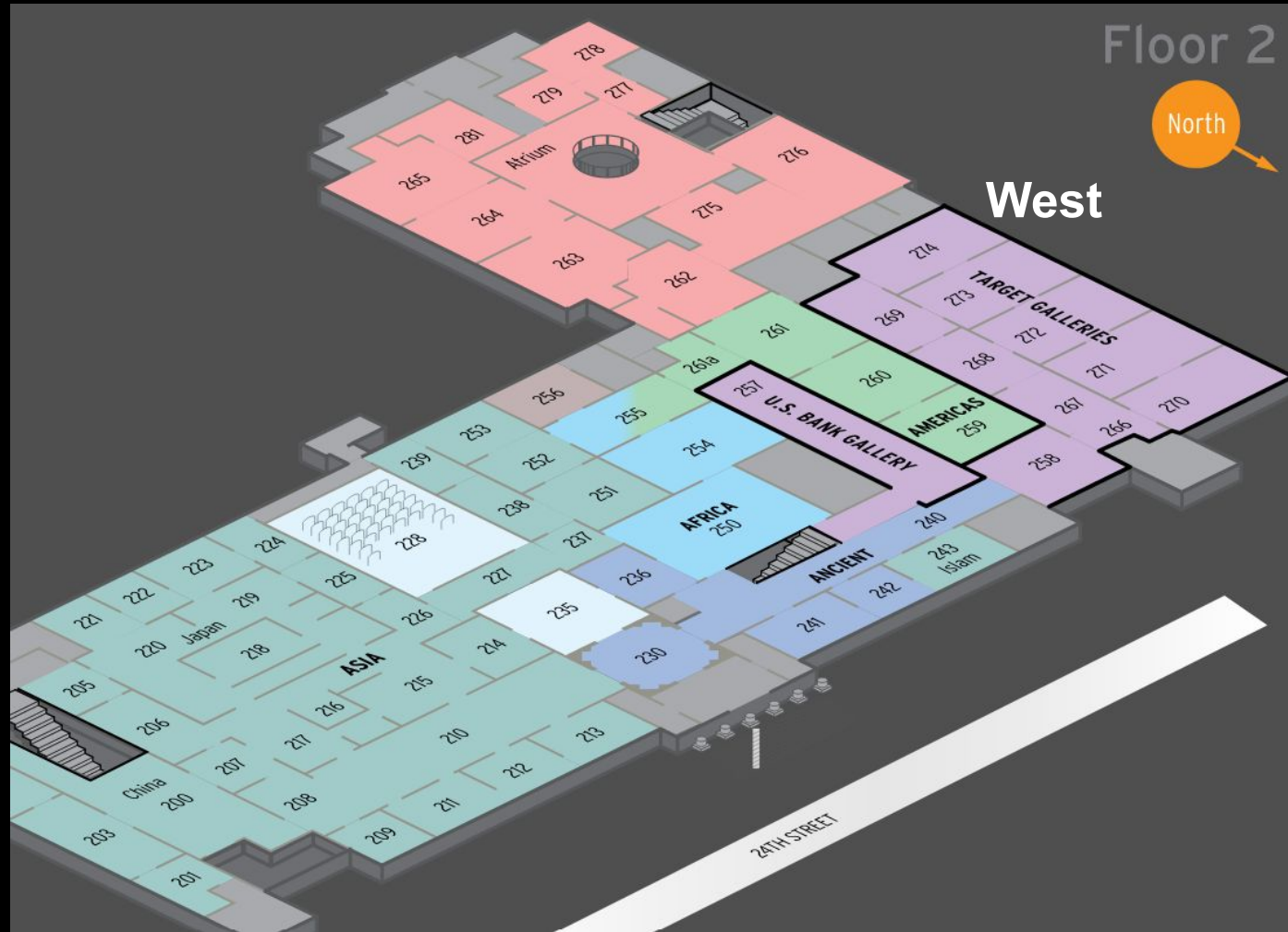
3-West to 3-East

2-West to 2-East
then

3-East to 3-West

East

Minneapolis Institute of Art



Floor 3

3-West to 3-East

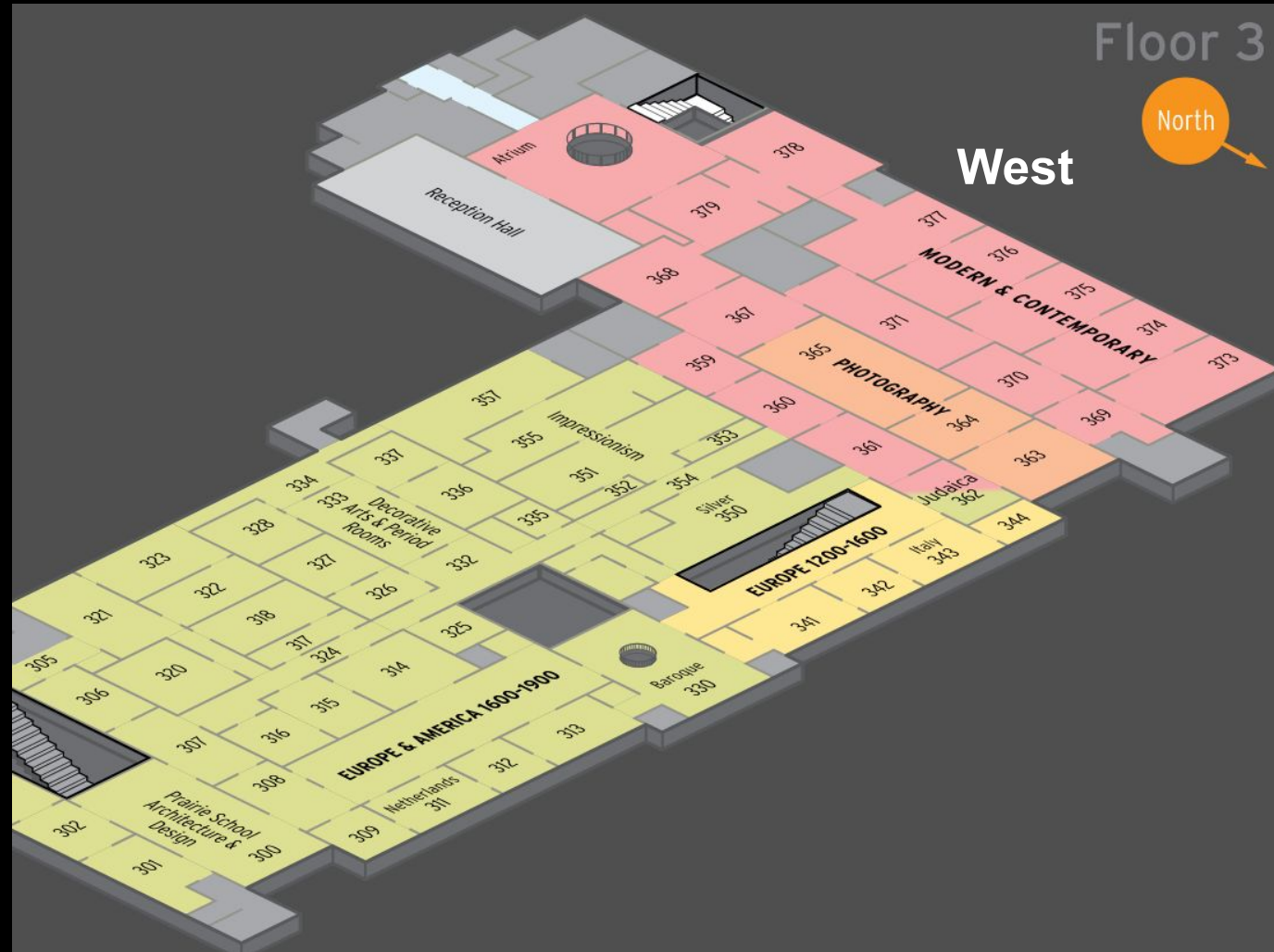
3-East to 3-West

Floor 3

North

West

East



Tour Toolkit Tip:

Work in a couple quick stops, especially if you have a long walk between artworks on your tour. These quick stops may not always connect to your theme, but they help re-engage groups or visitors who are disinterested. This is a good tactic to keep a group engaged.

Topics for themed tours

- African Arts and Artists
- Arts of the Ancient World
- Asian Arts and Artists
- Black Arts and Artists
- European Arts and Artists
- Highlights of Mia's Collection

Topics for themed tours

- Inspired by Books
- Modern and Contemporary Arts and Artists
- Native American Arts and Artists
- North American Arts and Artists
- Permanent Collection (customized)

NEW Topics for themed tours

- Art and Activism
- Art and Human Connections
- Art and Identity

In-person special tours

- Art in Bloom
- Cross Currents
- Public tour of the month (Current Conversations)
- Special Exhibitions

Resources: Best Practices are in our Tour Toolkit!

Contents

- [Introduction →](#)
- [Tour Preparation →](#)
- [Welcoming Visitors →](#)
- [School or Youth Tours →](#)
- [Adult or Multigenerational Tours →](#)
- [Troubleshooting on a Tour →](#)
- [Reflection →](#)
- [Appendices →](#)
- [Contributors →](#)
- [About →](#)



Review our Tour Toolkit to find tips for developing a themed tour and a tour route!

The screenshot shows a web browser window with the URL `artsmia.github.io/tour-toolkit/tour-preparation/`. The browser's address bar and tabs are visible at the top. Below the browser, a navigation menu is displayed with the following items:

- [Confirmation of tour details](#) →
- [Developing a theme](#) →
- [Choice of Artworks](#) →
- [Key ideas](#) →
- [Route planning](#) →
- [Transitions](#) →
- [Developing questions](#) →
- [Visual Thinking Strategies \(VTS\)](#) →
- [Inquiry inviting nonverbal responses](#) →

The items "Developing a theme" and "Route planning" are circled in red in the original image.

Tour Toolkit: Developing a Theme

A theme is a connecting thread you weave through your tour. For your audience, a theme provides a framework to the tour, assisting them in processing the information received and their own impressions of the artworks. In effect, you are creating a lens through which to view the art and imbuing the art with additional meaning.

Tour Toolkit Tip:

Share ideas of themes with each other, especially creative approaches to the collection. For example, one docent used a theme of “blue” on her tour, not only in thinking of color, but also other ways in which that word is defined or understood.

Ideas for tour themes are posted on the volunteers’ website, under **Research Resources/Tour Topics and Themes/ Shared Tour Outlines** as well as in **Tour Descriptions**.

Small group discussion in breakout rooms (15 minutes)

Developing broad themes for assigned topics:

- Asian Arts and Artists
- Native American Arts and Artists

Resources will be provided for these topics in 2022



Fujino Sachiko, Talking, 1992, Stoneware,
Gift of the Clark Center for Japanese Art &
Culture, 2013.29.1116

Regroup and Debrief

Developing broad themes
for assigned topics



Saul Steinberg, Untitled, 1952, Ink, graphite, and watercolor,
Gift of The Saul Steinberg Foundation, 2018.122.1

Mia Buddies Check-in

- Who has connected?
- What have you found out?



Jalisco, Joined Figures, 200 BCE–400 CE, Clay, 66.42

Homework

Adult guides:

- Cross Currents tour worksheet
- Wayfinding worksheet using new gallery rotations and accessions (continue)
- Connect with 1-2 other guides you haven't met
- Complete feedback forms for weeks 1 and 2

No session September 30.

New worksheet will be sent next week for Week 4 session (October 7) on new accessions.



Yasuma Soda, *Woman and Cat*,
1933, 2009.41

Q & A

Unknown, China, Seated Avalokiteshvara
Bodhisattva (Guanyin), 11th–early 12th
century,, 98.62a-h

