

Minneapolis Institute of Art

# Tours for Grades PreK-2: Mia School Guides

October 14, 2021

Naomi Haugen and Sara Wagner



# Mia

# It's About Kids! (It's About Art!)



<https://new.artsmia.org/programs/preschool-tours>



Grace Hartigan, United States, 1922–2008, *Billboard*, 1957, Oil on canvas, 57.35,

**You just got assigned a preschool tour!**

**What is your reaction?**



OR



iStock photo

<https://www.bps.org.uk/news-and-policy/psychologists-say-way-we-choose-share-our-good-news-rather-revealing>



**Your Tour Has Begun!**



[verywellfamily.com](http://verywellfamily.com)



**Minneapolis Institute of Art**

**“How was the bus ride?”**

**“What did you see on the way?”**

**Engage! Enjoy!  
as soon as you see the students!**



# Taking the group temperature



<https://pixy.org/152699/>

# Watch the road!



Tatra T87 four-door sedan, 1948  
Hans Ledwinka; Manufacturer:  
Ringhoffer-Tatra-Werke AG

Bumps? Curves?  
Obstacles?

Slow down! Change  
lanes! Swerve?





Wing Young Huie, United States, 1955, *Woman with Two Children Looking Up, Frogtown*, 1994, Gelatin silver print, 98.241.10,

Through the **EYES** of a child

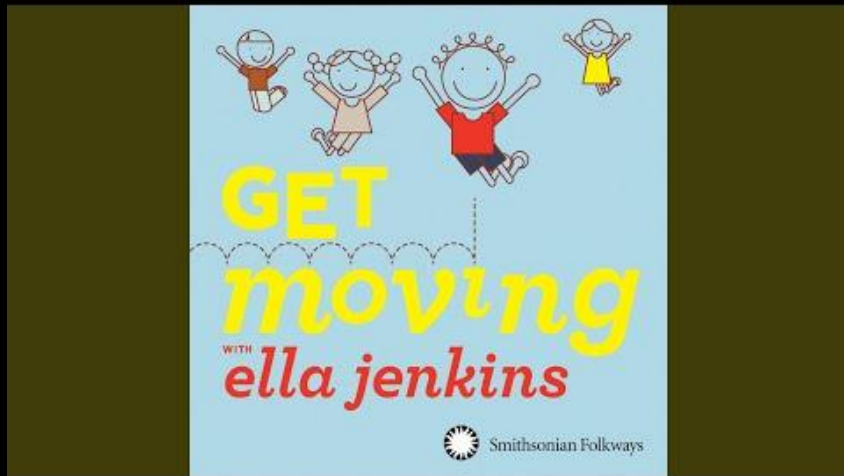
**Staircases**  big and scary

Give them a job:

- “Guess what...” will be at the top (or bottom)
- Relate to theme as you move
- Pretend to be a marionette puppet
- Count....always a good plan



# TRAVEL TIME: EVERY STEP = A PLAN



Walk and Go Song  
By Ella Jenkins

<https://www.youtube.com/watch?v=08HjcbYfnJA>



James Tissot, England, 1836–1902, *Journey of the Magi*, 1894, Oil on canvas, 70.21



# Transitions: *Think like a Kid!*

- Binoculars (*look for.....*)
- Magic paint on your feet (lines, shapes)
- Walk in a bubble (or balance a bubble)
- Carry a mouse in your hand (or bird, or marshmallow)
- Locomotion Mix-Up: scamper, skip, skate, shuffle, giant steps, baby steps, tiptoe, sneak
- Animal movement

Nigeria, Modern King: Wife no. 1 of the King of Akure, Mrs. Adesida plays with little girls at a kindergarten she helped organize for children of working mothers in Akure., 20th century Marc Bernheim; Photographer: Evelyn Bernheim Gelatin silver print 91.123.34

# Transition Jingles

**One, Two Three Four, Let's Go Find Some More**

**It's time to make a great big heart (on chest), and now let's find more art!**

**Snip Snap Snout, It's time to head out!**

**I give myself a great big hug, I stand up straight and tall.  
I look right in front of me, I'm ready for the hall!**


**To the tune of "She'll Be Coming 'Round the Mountain:"  
We are quiet and now ready to move on...(and then, as softly singing, tip toe to the next object)**

Pivot \* dribble \* fake \* shoot!



\*Capture \*Re-capture \*Re-capture again

# Props, Kits, Books




montessorichild.com



amazon.com



amazon.com



Written and Illustrated by Nancy Elizabeth Wallace  
with Linda K. Friedlaender



amazon.com

# What's in YOUR bag of tricks?



Banjara, India, Asia  
Bridegroom's wedding day bag, 1960, Cotton,  
wool, metal, beads; needlework  
2008.41.48



# Stretch and Breakout Activity

**“I want to choose!”**

~ Anyone



G323 American Landscapes



G328 McFarlane Room



# G322



Joseph Kratina, 1872–1953, *Loie Fuller*, 19th–20th century, Bronze with gold patina, 2016.33.14



Macena Barton, United States, 1901–86, *Portrait of José Mojica*, 1928, Oil on canvas, 2018.69.1,



Aaron Bohrod, United States, 1907–92, *Ivan Albright, Through a Glass Darkly*, 1958, Oil on masonite, 2017.53



Elizabeth Osborne, United States, 1936 *Woman in Belgravia Hotel*, 1969, Oil on canvas, 2017.51



Rufino Tamayo, Mexico, 1899–1991, *The Family*, 1936, Oil on canvas, 60.4

## What CHOICE activity could you do in this Gallery?

# G367 CHOICE



Alexandra Exter, Russia, 1882–1949, *Italian Town by the Sea*, 1917, Oil and tempera on canvas, 2008.83



Ivan Vasilievich Kliun, Russia, 1873–1943, *The Clockmaker (Der Uhrmacher/ L'horloger)*, 1914, Oil on canvas, 2007.85



Manierre Dawson, United States, 1887–1969, *Compages of Classical Figures*, 1913, Oil on board, 2017.148, © Obiarts, Inc.



William Edmondson, United States, 1874–1951, *Ram*, 1938–1942, Limestone, 2013.56



Juan Gris, Spain, 1887–1927, *Still Life*, 1917, Oil on panel, 51.20

G337

Charleston  
Dining Room

**CHOICE**



# Can we lick the art?



Masami Teraoka, United States, 1936

*31 Flavors Invading Japan: Today's Special*, 1981, Color woodcut, The William Hood Dunwoody Fund, P.81.55, © Masami Teraoka

# What if??



<https://images4.fanpop.com/image/photos/23500000/Calvin-Hobbes-Comics-calvin-and-hobbes-23583442-321-388.jpg>

- Touching the art
- Bathroom needs
- Meltdown
- Grabbing the mic....
- Chaperone issues
- Wandering child
- Running

# Yes, there will be naked bodies!



Large Seated Nude, c. 1923–1925  
Henri Matisse 71.9.3

**And one more transition for your bag of tricks:**

I walked in a gallery and what did I see?

So many people looking at me! (animals,  
paintings, birds, so many colors,  
patterns, shapes, food)

\*Sing OR Say!



# Words Work!

**“1-2-3 Look at me!”**

*It's that simple! You've got this!*

# Songs, Poems, Rhythms and Rhymes!

Hickety Pickety Bumble Bee, Will You Say Your Name for Me?  
“Fabio.” Repeat: Fabio. Then clap 3 times for 3 syllables.

## Echo Greeting Song:

“Good Morning” (students echo)

“How are you”

“It’s so good”

“To see you”

“We’ll look at art”

“And find shapes” (colors, animals, whatever!)

“And have a fun time today.”

# Dr. Jean to the rescue!

## Line Up Call Back

I say “line.”

You say “up.”

Line (teacher)

Up (Children)

I say “sit.”

You say “down.”

Sit (teacher)

Down (Children)

“Happy” – “Monday” etc.

## Let's Pretend!

Marshmallows - Have the children put “marshmallows” in their mouths (Puff out cheeks.) and put “marshmallows” on their feet. (Model walking slowly and gently.)

Museum Hands – Children clasp their hands behind their backs.

Butterfly Wings or Angel Wings - Children put their hands behind their backs and stick out their elbows and flap them like wings.

<https://drjeanandfriends.blogspot.com/2017/08/line-up-line-up.html>

# A Good-Bye Song to Say or Sing!

Our Tour Now Is Over; it's time for us to go....WAVE high, WAVE low....and look for art wherever you go!

# Kids are Kinesthetic Learners!



Jonathan Borofsky; Publisher: Gemini G.E.L., Los Angeles, United States, 1942, *People Running*, 1982, Lithograph, Gift of Target Corporation, 2001.293.25, © Jonathan Borofsky



Paul Klee, Switzerland,  
1879–1940, *Howling Dog*,  
1928, Oil on canvas, 56.42


**What looks fluffy, white and floats up high,  
Like a pile of cotton in the sky?  
And when the wind blows hard and strong,  
What very gently floats along?**



Marc Chagall, Russia,  
1887–1985  
The Poet with the Birds, 1911,  
Oil on canvas, 61.36.7







Wanda Gág, United States, 1893–1946 *Winter Twilight*, 1927, Hand-colored lithograph Gift of Dr. and Mrs. John E. Larkin, Jr., P.87.13.9

What Ideas do you  
want to share?

Any questions?



Tekur Suryanarayan, India, 1924, *Carefree Children*, 20th century,  
Gelatin silver print, 91.123.10, © Tekur Suryanarayan

*“There are two lasting things we give our children. One is roots and the other is wings.”*

*(unknown source)*



- We offer children **ROOTS** when we set boundaries and make expectations clear
- We offer children **WINGS** when we invite exploration and creative self-expression



Christi Belcourt, Canada, éti, born 1966, *It's a Delicate Balance*, 2021, Acrylic on canvas, Gift of funds from Andy and Meg Ubel in honor of Mia's Docent Class of 2015, 2021.30

- Rely on the roots of your own experiences
- Open your wings with creativity and spontaneity

Honoré Daumier, France, 1808–79

*One way of using skirts that have just come into style, 1856, Lithograph, Gift of Mrs. Charles C. Bovey, 1924, P.7,821*



Any further questions for Naomi and Sara?

Question on feedback form: What is the difference between a “topic” and a “theme,” in relation to school tours?

Topic →



Dreamstime.com

↑  
Themes



Question on feedback form: What is the difference between a “topic” and a “theme,” in relation to school tours?

Teachers will request a tour topic on the request form:

e.g., Asian Arts and Artists; African Arts and Artists; Visual Elements and Principles, etc.

As the guide, you develop a theme within this topic, to provide that “thread” connecting the artworks on your tour. In developing a theme, think of what may be appealing to your audience: e.g., Sources of Strength (guardians and protection in Asian Art).

Each guide giving the tour may have a different theme.

Question on feedback form: What are the resources available for theme tours? How much time do we have to develop a themed tour?

Staff is creating a set of artworks, with supporting information (key ideas, suggested questions, and additional research sources) for every tour topic. Guides will be able to access these resources for tour planning.

Guides receive the same amount of time for planning a themed tour, so 4 to 6 weeks from the tour assignment.

## Question on feedback form: Must we do virtual tours?

No, participation in virtual tours is not mandatory for guides.

We will send a survey to find out who is interested in continuing--or trying--virtual tours this coming winter/spring (January through March). A refresher session on virtual tours will be scheduled, to support us in meeting that need this winter/spring.

Do not worry about meeting your tour credit minimum this year.

Question on feedback form: Could I choose to only do Art Adventure tours OR themed school tours?

We need to tap from the pool of all school guides to meet the needs of incoming tour requests.

We are training this fall to help guides feel prepared for meeting those needs. If you do have questions, staff also has office hours available on Fridays (10 to noon) or by request.

Other Questions?