

Minneapolis Institute of Art

# Peer Learning Session for Themed Tours October 27, 2021



# Mia

# Peer Learning Team for Themed Tours

The team will focus on approaches for 1st and 5th grade students. Each guide will present an artwork from a different collection/cultural area.

- Sara Wagner
- Angie Seutter
- Tammy Meyer
- Pat Gale

# Agenda

- Sara Wagner - Carla Hemlock, *Boomin' Out*, G260
- Angie Seutter - China, *Cricket cages and accessories*, G216-217
- Break
- Tammy Meyer - Sierra Leone, *Sande Society mask*, G254
- Pat Gale - Master of the Procession, *Gathering of Gamblers with Hurdy Gurdy Player*, G310
- Final Q & A

Carla Hemlock, *Boomin' Out*,  
2015, Cotton fabrics, glass  
beads, wampum, 2016.5.20



# Possible Themes for *Boomin' Out*

- Hanging by a Thread: Stories Told with Cloth
- Building America: Behind the Scenes
- Discovering MOVEMENT in Art
- Native Women Artists as Storytellers
- If the Art Could Talk . . . (a theme that will work when you can't think of anything else!)

# Key Ideas for First Graders

- Art is more than paintings on a wall
- Look closely....be detectives....discover stories about other cultures
- Carla Hemlock is telling more than one story
- The Mohawk People are builders of skyscrapers, “then and now”
- The Mohawks from Kahnawake are more than builders

# Questions and Activities for First Graders

- Look closely. There is a lot to see. Use flashlight or red arrow (if virtual) to guide their looking.
- Ask: What do you see? What is happening in this quilt?  
WDYSTMYST? (VTS)
- Describe the figures in purple. What do you think they are doing?
- Can you try to stand and move like (point to one of the ironworkers)?

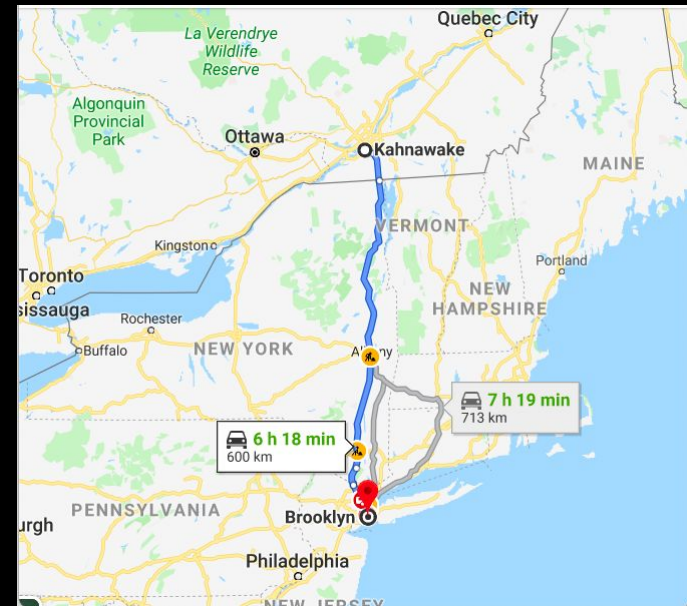


Minneapolis Institute of Art





# Questions and Activities for First Graders

- Show map of USA and NYC/Canada
- Share images from quilt and actual photos to demonstrate height
- Look at the center image, especially the people holding hands.
- Ask: What does it mean when people hold hands?  
What STORY is Carla telling?



<https://geology.com/world/the-united-states-of-america-satellite-image.shtml>











Northcountrypublicradio.org



<https://www.wnyc.org/story/192807-sky-walking-raising-steel-mohawk-ir-onworker-keeps-tradition-alive/>

Minneapolis Institute of Art


# Key Ideas for 5th Graders


- Art is more than paintings on a wall
- Look closely....what can you learn about Mohawk people from this quilt?
- Carla Hemlock is telling more than one story
- The Mohawk people are builders of skyscrapers, “then and now”
- The Mohawks from Kahnawake are more than builders
- The Iroquois Confederacy influenced those who wrote the U.S. Constitution

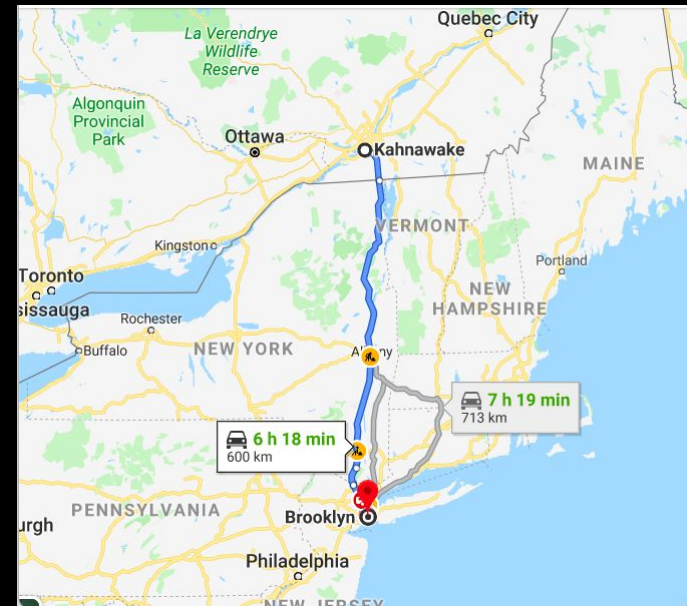


# Questions and Activities for 5th Graders

- Use VTS to look closely, guiding with flashlight or red arrow.
- Show a close up of the star points, with the building images. How does the star design help us focus on the story?
- Show actual photo of man standing on beam. Ask if anyone wants to try to imitate the movement of any figure.
- What other stories might Carla Hemlock be telling us?
- Show map and travel route from Kahnawake







<https://geology.com/world/the-united-states-of-america-satellite-image.shtml>

# Questions and Activities for 5th Graders

- Why might Carla have included the interlocking figures?
- Discuss the title, “Boomin’ Out”, and why she may have used that name for this work.
- We live in a democracy with a Constitution. Share a bit about the Iroquois Confederacy and its influence on the U.S. Constitution.
- Show photo of Wampum beads and discuss their significance.







Northcountrypublicradio.org



<https://www.wnyc.org/story/192807-sky-walking-raising-steel-mohawk-ir-onworker-keeps-tradition-alive/>

**Minneapolis Institute of Art**





[islandfreepress.org](http://islandfreepress.org)



**Minneapolis Institute of Art**

# Tribute to the Mohawk Ironworkers



<https://www.washingtonpost.com/history/2019/09/01/one-most-iconic-photos-american-workers-is-not-what-it-seems/>



<https://torontosavvy.m3e/201/03/24/carla-hemlocks-tribute-to-the-mohawk-ironworkers-who-helped-build-manhattan/>

“I never liked the word ‘artist,’ and I don’t call myself an artist. I make things. I come from an incredible group of women. Women who survived the harshest of time by making things with their hands.”

~ Carla Hemlock





China, *Dome-shaped cricket carrier*, date unknown, Gourd, wood, cord, 2002.271.2

# Topics & Themes: China, *Cricket cages and accessories*

- Animals and Art
  - Animal Connections
  - The Secret Life of Pets
  - A Bug's Life
- Asian Art and Artists
- Artful Stories



Wikipedia, A pet cricket and his container made of a gourd. Watercolor by Qi Baishi (1864–1957)

# Key Ideas: 1st grade

1. Chirping insects like crickets have been household pets in China for thousands of years.
2. People would make special homes for the insects from clay, wood (bamboo), and metal. Owners would also have dishes to hold their food, metal nets to catch them, and “ticklers” to make them sing.
3. The connection between crickets and humans inspired people to make art like stories, paintings, and drawings.


# Questions & Activities: 1st grade

- Listen to the sounds of crickets
  - Raise your hand if you've ever heard a sound like this before.
  - How do you feel when you hear that sound?
  - Let's all try and make a sound like a cricket.
  - What animal sounds do you hear where you live, play, go to school?



# Questions & Activities: 1st grade

- Pet connections
  - Make the connection sign if you know someone that has a pet
  - What type of pets do you have? What type of pet would you love to have?



China, *Cricket catching net*, 19th century, Copper, 2000.156.3



# Questions & Activities: 1st grade

- Pet Stuff
  - What types of things do you need when you own a pet?
  - If you could give a pet a special gift, what would you give it?



China, *Cricket trap*, 19th century, Bamboo, iron, 99.53.9 33



- Pet Stuff
  - Hands on: Pass around a small gourd. Imagine this was your winter home.
  - How would it feel to live inside it? How would it smell?

China, *Mold for gourds*, Date unknown, Wood, metal, 2002.271.1A-H

# Questions & Activities: 1st grade


- Songs
  - Raise your hand if you've ever had to sing a song.
  - What song would you sing for someone you had a special connection to?
  - Movement: Pretend you are holding a tickler. How does it feel? How would you move it to encourage your cricket to sing?



China, *Tickler and case*, 19th century,  
Wood, bamboo, 2000.156.7A-C

# Questions & Activities: 1st grade

- Animals in Art
  - Make the connection sign if you can think of a story, movie or TV show about animal and human connections.
  - Pair Share: Turn to your partner and share a story, movie or TV show about animal and human connections.



<https://images-na.ssl-images-amazon.com/images/I/91CgEYdAR+L.jpg>

# Key Ideas: 5th grade

1. For over 2,000 years, the songs of crickets have been celebrated in China. Chirping insects like crickets continue to be prized household pets in that part of the world.
2. People would make special homes for the insects like clay vessels or bamboo and metal cages. Owners would also have special dishes to hold their food (grains of rice), metal nets to catch them, and “ticklers” to make them sing.

## Key Ideas: 5th grade

3. This connection between crickets and humans inspired people to make art. People used crickets in their stories, paintings, and drawings to symbolize friendship or the passage of time and to praise their songs.

4. Most of the cricket items in this case are between 200 and 300 years old. They would have been owned by scholars and artists of well-educated households. Many of the works these artists created at the time were associated with nature.

# Questions & Activities: 5th grade

- Listen to the sounds of crickets
  - Raise your hand if you've ever heard a sound like this before.
  - How do you feel when you hear that sound?
  - What animal sounds do you hear where you live, play, go to school?
- Geography: Show a map of China in relation to the U.S.
- Pet connections
  - Raise your hand if you know someone that has a pet.
  - What type of pets do you have? What type of pet would you love to have?
  - Would a cricket make a good pet? Why or why not?

# Questions & Activities: 5th grade

- Pet Stuff
  - What types of things do you need when you own a pet?
  - Crickets had different “homes” in summer and winter. Why would that be?
  - What are some ways the climate affects animal homes here in Minnesota?



China, *Cricket feeding dish*, Date unknown,  
Ceramic, 99.131.2.2



# Questions & Activities: 5th grade

- Animals in Art
  - Raise your hand if you can think of a story, movie or TV show about animal and human connections.
  - Pair Share: Turn to your partner and share a story, movie or TV show about animal and human connections.



[https://movieposters2.com/Black-Panther-2018-movie-poster\\_1590500.html](https://movieposters2.com/Black-Panther-2018-movie-poster_1590500.html)

# Questions & Activities: 5th grade

- Chinese Artists and Scholars
  - How are artists today inspired by animals and nature?
  - What animals inspire you?
  - Go into and sit in the garden.
  - Walk them by the studio.



Unknown, *Studio of Gratifying Discourse*, 1797, Wood, ceramic tile stone, lacquer, tai-hu rocks, 98.61.2

# Stretch Break (5 minutes)

Utagawa Hiroshige; Publisher: Tsutaya Kichizō, Japan, 1797–1858, "Shadow Figures of a Lantern and a Hawk", 1842, Woodblock print (nishiki-e); ink and color on paper, 96.146.204

Minneapolis Institute of Art





Sierra Leone (Mende),  
*Sende mask*, second  
quarter of 20th century,  
Wood, raffia, 72.69.1

# Possible Themes : Sande Mask

The celebration of growing up.

Growing Up: The lessons we learn.

Teachers: Who are they and why are they important.

Growing up around the world.



# Key Ideas: 1st grade

1. As a young girl “grows up” in the Mende culture, it is considered a special/important honor and is celebrated in a secret ceremony.
2. The ceremony includes music, singing, and dancing. The adult women who are perform are wearing this mask and body covering.
3. If you look closely you can see that this mask tells a story. Young girls learn from their mothers, aunts, sisters, and teachers how to be good citizens/members of their people.

# Questions & Activities: 1st grade

Look very closely at this mask and tell me what you see.  
What more can you find/see?

Like a butterfly that begins as a chrysalis and transforms into a beautiful butterfly, so does a young girl transform into a woman. Just as a baby chick transforms into a hen.









# Questions & Activities: 1st grade

Take a look at her facial expression.  
Let's pair up in groups of 2 or 3 and see if you can make that expression on your face. Take turns so can see each other's face.

Tell me what you did with your eyes.  
Where are/were you looking  
(up/straight ahead/down)?



# Questions & Activities: 1st grade

The secret ceremony includes music, singing, and dancing. The adults who are performing are wearing this mask and body covering.

How do you think the woman felt wearing this mask and body covering while singing and dancing? What makes you say that?

Raise your hand if you think it would be easy to sing and dance while wearing this mask. Wave your hand if you think it would be hard to do this. What makes you think that?

# Questions & Activities: 1st grade

The girls are celebrating growing up to become an adult.

What are some things that you are learning in school, at home, and in your neighborhood that are helping you become a better family member, first grader, and citizen?

What are some of the things you would teach someone who is younger than you?

What have you celebrated because you are growing up?



Sierra Leone (Mende),  
*Sende mask*, second  
quarter of 20th century,  
Wood, raffia, 72.69.1

# Possible Themes : Sande Mask

The celebration of growing up.

Growing Up: The lessons we learn.

Teachers: Who are they and why are they important.

Growing up around the world.





# Key Ideas: 5th grade

1. As a young girl “grows up” in the Mende culture, it is considered a special/important honor and is celebrated in a secret ceremony by the women in their community.
2. The ceremony includes music, singing, and dancing. The adult women who are performing are wearing this mask and body covering.
3. If you look closely you can see that this mask tells a story. Young girls learn from their elders (mothers, aunts, sisters, teachers) how to be good citizens/members of their people.

# Questions & Activities: 5th grade

Look very closely at this mask and tell me what you see.  
What more can you find?

Like a butterfly that begins as a chrysalis and transforms into a beautiful butterfly, so does a young girl transform into a woman. Just as a baby chick transforms into a hen.







# Questions & Activities: 5th grade

Take a look at her facial expression. Let's pair up in groups of 2 or 3 and see if you can make that expression on your face. Take turns so can see each other's face.

Tell me what you did with your eyes. Where are/were you looking (up/straight ahead/down)?



# Questions & Activities: 5th grade

The adult women perform this secret ceremony by singing, dancing, and creating music. How do you think the woman felt wearing this mask and body covering? What makes you say that?

I would like to conduct a survey. Raise your hand if you believe it would be difficult to wear this mask and body covering while performing. Wave your hand if you believe it would be easy to wear while performing.





<https://youtu.be/JZddp4FWQ8c>

# Questions & Activities: 5th grade

The girls are celebrating growing up to become an adult. What are some things that you are learning in school, at home, and in your neighborhood that are helping you become a better family member, student, and citizen?

What are some of the things you would teach someone who is younger than you? What are some things that you will learn when you are older?

What are some celebrations in your family that honor growing up and getting older?



Master of the Procession, *Gathering of Gamblers with Hurdy Gurdy Player*, about 1660, Oil on Canvas, 37.6

# Theme Options: 1st grade

Let's be detectives – or “I spy with my eye”

What's on your head

Tell me a story

It's always time to play games

# Key Ideas: 1st grade

1. When you look closely you can see that this painting has a story. Let's look together for clues.
2. This painting includes a musical instrument called a Hurdy Gurdy. Music can bring people together who might not know each other.
3. This artist puts adults and children in the painting and shows us ways they have fun together.

# Key questions #1


1. What's going on in this picture?
2. What do you see that makes you say that?
3. What more can you find?
4. What differences do you see?



# Key questions #2: 1st grade

1. Does anyone play a musical instrument? Does anyone hope to learn to play? This instrument was called a hurdy gurdy or in French called a wheel fiddle. To make music you turn the crank with one hand and play the keys with your other hand. Let's try.
2. If you like the sound give a thumbs up. If you don't like it give a thumbs down or cover your ears!
3. What song would you like the musician to play?





<https://larkininthemorning.com/products/musicmakers-hurdy-gurdy-w-gig-bag>



By Jean-Pol GRANDMONT -  
Self-photographed,  
4291313  
[https://commons.wikimedia.org/wiki/File:  
0\\_Joueur\\_de\\_vielle\\_%C3%A0\\_roue\\_%  
C3%A0\\_Saint-Jean-des-Olli%C3%A8re  
s.JPG#/media/File:0\\_Joueur\\_de\\_vielle\\_  
à\\_roue\\_à\\_Saint-Jean-des-Ollière](https://commons.wikimedia.org/wiki/File:0_Joueur_de_vielle_%C3%A0_roue_%C3%A0_Saint-Jean-des-Olli%C3%A8res.JPG#/media/File:0_Joueur_de_vielle_%C3%A0_roue_%C3%A0_Saint-Jean-des-Olli%C3%A8res.JPG)



# Key questions #3: 1st grade

Think of a time you were having fun with people you didn't know.

What would you do if you were in this painting?

# Activities: 1st grade

Let's pretend we are playing a Hurdy-Gurdy. Can you move both your hands in different ways? If you don't want to play it, you could dance to the music or play another instrument.

Turn to a classmate & tell them about your favorite card game.

Let's use our imaginations & blow a bigger bubble than in the painting. Wave your hand if it pops!

# Key Ideas: 5th grade

1. Every painting has a story. Looking closely we can find the clues.
2. This painting includes a musical instrument called a hurdy gurdy. A hurdy gurdy produces a sound by having its strings rubbed by a wheel. The musician turns the wheel with one hand and plays the tune on the keys with the other hand.
3. All kinds of people can gather together for different ways to have fun.

# Additional information: 5th grade

Refresh their memories about what's going on in 1660, the year of this painting:

Share map of France + the 13 American colonies

The King of France loved the Hurdy Gurdy (called a wheel fiddle in France) & helped it become popular

Inns or Public Houses were visited by all types of people

The Hurdy Gurdy is over 1000 years old. When the Hurdy Gurdy was first invented in the 10th century it was called the organistrum. It was 4 ft wide and heavy. It was a 2 person instrument until the 13th century.



Elders playing the organistrum.  
Santiago de Compostela, Spain



# Map of France & the 13 American Colonies



# Key Questions: 5th grade

1. What do you think is going on in this painting?
2. What do you see that makes you say that? What else?
3. The name of this painting is “Gathering of Gamblers with Hurdy Gurdy Player.” Where is the HG player?
4. What is your favorite musical instrument? Does anyone play an instrument? Have you heard or seen a HG?

# Key Questions: 5th grade

5. How does music make a group of strangers feel united?
6. What activity would you join if you were in this painting?
7. What are some different activities your friends or family do when they get together?

# Key Ideas: 5th grade

4. The adults are playing cards, which arrived in Europe in the 1300s from Egypt. The cards were hand-painted and a luxury available only to the rich. The invention of the printing press made them available to more people.



<https://playingcarddecksd.com>

# Q & A

Unknown, China, Seated Avalokiteshvara  
Bodhisattva (Guanyin), 11th–early 12th  
century, 98.62a-h

