

Minnesota Institute of Art

Brown Bag

Adult Guides




1

Agenda

- Tours update
- Engaging visitors on public tours (in-gallery and one-hour tours)
- Tibetan Buddhist Shrine installation
- Discovery Days (with Bridget Gallagher-Larkin)

Minnesota Institute of Art

2


Tour updates for summer and fall



Minnesota Institute of Art Helena Henmark, Sun Worshippers, 1994, 2008.57.6

3

June public tour: Celebrate LGBTQ+ artists in Mia's collection. Gallery 323



Minnesota Institute of Art

4

June public tour: Celebrate LGBTQ+ artists in Mia's collection. Gallery 361



Minnesota Institute of Art

5

June public tour: Celebrate LGBTQ+ artists in Mia's collection. Gallery 374



Minnesota Institute of Art

6


June public tour: Celebrate LGBTQ+ artists in Mia's collection. Gallery 376/377 (Bacon moved to 377)



Minnesota Institute of Art

7

- What happens if you can not give your tour?
 - If it is an emergency (short notice, or you are too sick to find a sub), email Aisha, copy Kara and Debbi. An extra shift can be generated.
 - If you have advance notice of your inability to give a scheduled tour, please reach out to your buddies to see if anyone will cover for you. If you find a sub, send a message to Aisha, to transfer the shift.



Copy, Self-Portrait with Dr. Ariella, 1820

Minnesota Institute of Art

8

Tips for engagement on in-gallery stationed public tours (Cross Currents)

- Wear an Ask Me button and have some tour fliers with you.
- Start off with welcoming people to Mia or the gallery. Introduce yourself. Let them know you are a guide stationed in the gallery as part of the public tour. Be sensitive to body language.
- Some possible questions or approaches to initial engagement:
 - Ask if they have a couple minutes and would like to learn about an artwork.
 - Ask "could I share something surprising about this work of art?"
 - Ask "Would you like to learn more about a local/Minnesotan artist?"

Minnesota Institute of Art

9

Tips for Cross Currents, continued

- After initial interaction, ask a descriptive question, keeping it simple. For example: What do you first notice? If we could touch this, what might this feel like? How might you describe the mood of the person/setting/etc.? Share more info about the work/artist.
- As you are talking with visitors, keep your eyes open for others entering the gallery--and pause to welcome and encourage them to join the group, perhaps saying "welcome, and feel free to join us as we are talking about [artist/artwork]"
- Carry some props with you or use an iPad.
- For living artists, have a photo of the artist to share.
- Encourage visitors to seek out the other guides on the tour.

Minneapolis Institute of Art

10

Other ideas?



Minneapolis Institute of Art

11

Book Tours

July - *Small World* by Jonathan Evison


August - *World of Wonders: In Praise of Fireflies, Whale Sharks, and Other Astonishments* by Aimee Nezhukumatathil

September - *The Marriage of Opposites* by Alice Hoffman

October - *Station Eleven* by Emily St. John Mandel

November - *The Country of the Blind: A Memoir at the End of Sight* by Andrew Leland

December - *Jacqueline in Paris* by Ann Mah



Minneapolis Institute of Art

12

Public Tours

July - In-gallery conversation: Summer Vacation

August - Guided tour: Beat the Heat

September - Guided tour: Art and Activism

October - In-gallery conversation: Telling Stories

November - Guided tour: Arts of Native America

December - Guided tour: Celebrating the Season



Minneapolis Institute of Art

13

Tips for engagement on one-hour public tours

- As the group gathers, ask what brought them to Mia today? What kind of art do they enjoy? Is this the first time they have visited Mia?
- Visitors sense if you are friendly and accessible from your words, facial expressions, and body language. Smile and show your sense of humor. A tour is a fun activity!
- Introduce yourself, and if comfortable, include your preferred pronouns (e.g., she/her/hers) within your introduction.

Minneapolis Institute of Art

14


Tips for engagement on one-hour public tours

- Check that everyone can hear you, even at the back of the group.
- Use inclusive language (all, everybody, everyone, you all, folks, etc.) and avoid gender binaries.
- Clearly convey the theme of the tour. Set the shared expectation of what you will be exploring together.
- For public tours, confirm that the tour lasts one hour, but note that visitors always are free to leave the tour at any point.
- Briefly state the rules, such as keeping one-foot away from art and display cases.

Minneapolis Institute of Art

15

- At the start, mention that you hope to hear their opinions, questions, and ideas throughout the tour.
- Scaffolding questions is helpful to build trust and communication within the group.
- Start with some easy descriptive questions, then move to questions that require more critical thought or reflection. (interpretive or associative questions)




Minneapolis Institute of Art

16

Pair up visitors and give them some agency:

- Pick a defined space with colorful or expressive works
- Each pick a work that expresses how they are currently feeling and share that with one another
- Ask a few pairs to share out to the group
- Connect with artists' desire to express their feelings


Beckmann, *The Skaters* (G371); also G301-303



Minneapolis Institute of Art

17

Other ideas?



Minneapolis Institute of Art

18

Tibetan Buddhist Shrine, at the National Museum of Asian Art, donated by Alice S. Kandell:
<https://asia-archive.si.edu/interactives/sacred-spaces/shrine-room.html>




Minneapolis Institute of Art

19

Gallery updates will take place in late May/early June.

The Tibetan Buddhist Shrine will open in mid-September.



Minneapolis Institute of Art

20

Minneapolis Institute of Art
Discovery Days



Mia

21

Welcome to Discovery Days at Mia!



Arts of China Arts of Africa Arts of the Americas Art Studios


Minneapolis Institute of Art

22

Welcome!

1. Map & Routes
2. Materials
3. Gallery and Group Rules

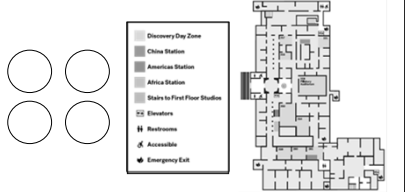
Then...
Divide and Discover!



Minneapolis Institute of Art

23

Maps & Routes



Minneapolis Institute of Art

24


Materials

Chaperones:

- Tote bag-what is in it?
 - o Pencil and notepads
 - o Map with rules
 - o Your route
 - (Blue, Red, Green, or Yellow)
 - o Studio artwork

Students:

- Notepad
- Pencil
- Discover sheets (At tables)



Minneapolis Institute of Art

25

Gallery Group and Rules

Gallery Rules

- Chaperones stay with your groups **at all times.**
- Be mindful of your surroundings, please don't run.
- Classroom voices are best.
- Please be patient and wait your turn at the tables.


Helpful tip for Chaperones: Regroup in the space outside the auditorium or at your first stop. Hand out pencils and notepads.

Students, write your name inside your notepad.

Minneapolis Institute of Art

26

Divide and Discover!



Minneapolis Institute of Art

27

Questions?



Egon Schiele, Austria, Portrait of Prince von Czernin, 1918, Oil on canvas, 54.30

Minneapolis Institute of Art

28

Thank you!



Minneapolis Institute of Art

29